


Solutions based on individual needs are more likely to be secure

The selection of an appropriate ostomy solution is vital in preventing leakage and associated complications.¹

Peristomal body profiles and peristomal challenges differ greatly.²



The diversity of challenges that people with a stoma may experience in the peristomal area indicates that different people need different solutions. We believe that an appropriate ostomy solution is one that is truly personalised based on individual needs.³

Coloplast has appliances and supporting products to suit all three body profiles – Regular, Inward and Outward – as well as peristomal issues.

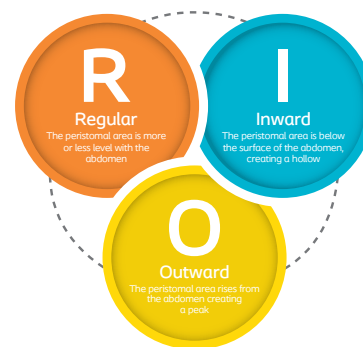
The Coloplast adhesives come in several different shapes; Flat, Convex (Soft, Light and Deep) and Concave.



Brava® supporting products for customising appliance fit and for issues such as leakage and skin irritation.



The right ostomy solution for your patient



Below are some examples of common product solutions for different body profiles and issues.

R Regular

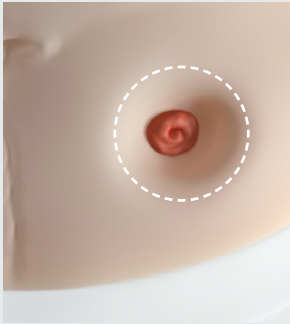

A flat SenSura® Mio adhesive will usually be adequate for a person with a stoma opening positioned above skin surface. In case of dips, creases and folds in the skin surface, a **protective seal** can be added to help create an even surface to ensure a secure seal.




SenSura® Mio (flat)
Brava® Protective Seal

I Inward

For a better fit to body and a secure seal consider a SenSura Mio Convex solution; Convex Soft for stomas above skin level that need support due to e.g. dips and creases. Convex Light, for slightly deep-seated areas, and for stomas with openings in level with the skin to help the stoma protrude. Convex Deep, if the stoma opening is in or below skin level to make the stoma protrude.

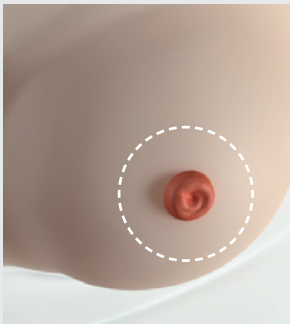




SenSura® Mio Convex

Soft Light Deep

O Outward

For people with an Outward body profile, SenSura Mio Concave with a curved fit can help obtain a secure seal without creases and folds in the adhesive.

SenSura® Mio Concave

Where the intention of the above examples is to present the most common solutions for obtaining a secure seal, there are other things to consider when deciding on an ostomy solution:

- Preferences on pouching system: 1-piece or 2-piece (mechanical or adhesive coupling)
- Type of pouch: open, closed or uro
- Everyday life activities
- Patient-specific challenges or issues to solve

For further support, please reach out to your Coloplast representative.

1. Buckle 2013 GIN 2. Ostomy Life Study 2015/16. PM-03660 3. Ehmsen 2010 Data on file. PM-03869